

Spend some time thinking about the question below and journal your thoughts or share them with a parent.



A series of horizontal dotted lines for journaling, starting below the question graphic and extending down the page.



Day 1

After watching, write one thing that:

Visit the Parent Cue app (available for iOS and Android) to watch this week's Bible story.

Download it for free at [parentcue.org/app](http://parentcue.org/app).

Even if you already saw it at church, feel free to check it out again!

1. You liked:

2. You learned:

3. You'd like to know:

## Day 2


---

### Read Exodus 17:8-13

Look around your house for something resembling a walking stick. It might be your little sister's baton, your brother's baseball bat, or even a broomstick. Grab a Bible or device with a Bible app and look up Exodus 17:8-13. Stand up and read the passage, and while you read, hold the "walking stick" in the air, as high as you can.

Did your arms get tired? Probably so! And it likely only took you a couple of minutes to read the passage. Imagine holding it up for hours on end!

Thankfully, Moses wasn't working alone. With the cooperation of his friends, Moses was able to help Joshua and the Israelites win the battle!



## Day 3


---

### Who do you work well with?

Find the object you used as a walking stick yesterday. Once again, hold the stick up in the air. As you do, pray the following prayer to God.

~~~~~

**"Dear God,** it's easy to think sometimes that I can do things better on my own. But just like Moses needed Aaron and Hur to help him hold his arms up during the Israelites' battle, I know there are times when I need others too. Help me to know when I should ask others for help and also please open my eyes to see when others might need my help. As my arms get a little tired, I imagine how much worse it must have been for Moses. Please show me how I can "lift the arms of people around me" through the different ways I provide help, and help me to see who I work well with so together we can help others succeed. In Jesus' Name, I pray. **Amen.**"



## Day 4


---

### How can I help you?

That's the question you're going to be asking all day long. Figure out a way to remind yourself of this question—write it on your hand or a notebook you use often. Set it as your screen saver. Set a reminder on a nearby device to go off every hour.

Then, everywhere you go today, look for people who are working on a task and ask them "How can I help you?"

This might be a family member who is doing some housework or preparing a meal. Or a friend who has to clean up their room before you can play video games. Or a teacher who seems overwhelmed by the mess the class left behind. However they need help, jump in and do it with them. **Work together to help someone succeed.**



## Day 5

---

### It's time for the next phase in the Cooperation Challenge!

When everyone is gathered together, have a brainstorm session thinking about this question: Who can we help succeed by working together?

Think "little"—ways you can help each other as a family to succeed. Maybe you've been putting off cleaning out the garage or putting together a new bookcase.

Think "big"—organizations or families who need volunteers to complete a big project, like organizing a food closet in the community or taking care of a foster child so a foster family can have a little break.

Label the first quadrant of your plan "SUCCEED," and write down as many things, big or small, that you can think of in that space. Don't worry about the "how" so much—just think about actions you could take as a family that would help someone else succeed. If you get stumped, refer back to your notes from Week 1, Day 4 for some ideas!